

## Postdoc position

### Impact of chromatin mobility on DNA repair and genomic instability

A **3-year** post-doctoral position funded by INCa is available, starting **mid 2026**, to study chromatin motions and their consequences for genome instability.

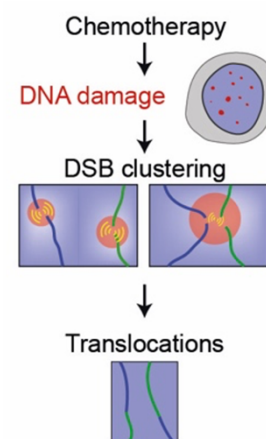
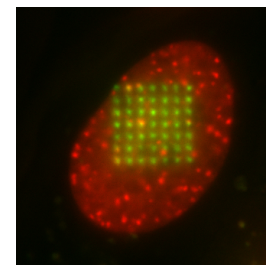
You will integrate an interdisciplinary team lead by **Pierre Vidi** at the *Integrated Cancer and Immunology Research Center Nantes-Angers* (<https://www.ingenolab.org/>), in collaboration with **Damien Luque Paz** at the *CHU Angers* and **Gaëlle Legube** at the *CBI in Toulouse*.

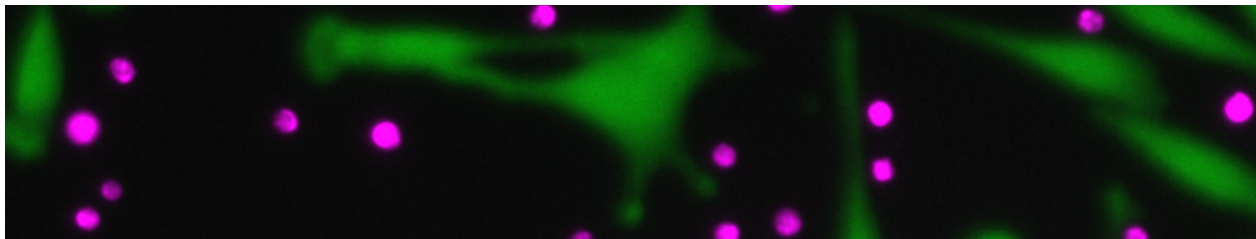
We are looking for candidates with:

- A PhD in cell biology or equivalent
- A solid knowledge in chromatin biology
- A passion for (live cell) microscopy
- A skillset for computational image analysis
- The ability to work efficiently in multidisciplinary teams
- Experience with leukemia models (desired)

The project offers excellent opportunities for personal development within a strong national/international network. You will have access to outstanding resources in microscopy, genomics and proteomics. The position is based in Angers, which consistently ranks among the top cities in France for its quality of life and affordability. Angers is well connected to the Paris and Nantes metropolises.

Interested? Please contact Pierre Vidi ([pierre.vidi@ico.unicancer.fr](mailto:pierre.vidi@ico.unicancer.fr)) and send a motivation letter, CV with publications, and contacts for 2 references.





## Postdoc position

### T-cell responses to FLASH and spatially fractionated radiotherapy

A **2.5-year** post-doctoral position funded by Inserm\* is available, starting **early 2026**, to study the responses of immune and cancer cells to new modalities of radiotherapy, namely minibeam spatial fractionation combined with ultra-high dose rates (UHDR).

You will integrate an interdisciplinary team lead by Pierre Vidi at the *Integrated Cancer and Immunology Research Center Nantes-Angers* (<https://www.ingenolab.org/>) in collaboration with Sophie Chiavassa and Vincent Potiron at the *Institut de Cancérologie de l'Ouest* (ICO), and Heiko Enderling at the *MD Anderson Cancer Center (TX, USA)*. The position offers excellent opportunities for personal development within a strong network focused on radiotherapy in the West of France.

We are looking for candidates with:

- A PhD in cell biology or equivalent
- A solid knowledge in cancer immunology and/or radiobiology
- Experience in cell culture and animal cancer models
- A passion and skillset for microscopy and computational image analysis

The ICO has outstanding resources in microscopy, genomics and proteomics. The project will be in collaboration with ARRONAX, providing unique access to an UHDR proton beam integrated with live microscopy to study the FLASH effect. The position is based in Angers, which consistently ranks among the top cities in France for its quality of life and affordability and is well connected to the Paris and Nantes metropolises.

Interested? Please contact Pierre Vidi ([pierre.vidi@ico.unicancer.fr](mailto:pierre.vidi@ico.unicancer.fr)) and send a motivation letter, CV with publications, and contacts for 2 references.

\* **PCSI** (Approches interdisciplinaires des processus oncogéniques et perspectives thérapeutiques : Apports de la physique, de la chimie et des sciences de l'ingénieur à l'oncologie)